

Неделя английского языка. Внеклассное мероприятие в 9-х классах по английскому языку «English for Fun».

Разработали и провели Акимова Екатерина Вячеславовна, Башлыкова Оксана Михайловна, учителя английского языка ШГ №6 имени Абая Кунанбаева г.Степногорска

Grade : 9.

Number of students: 18

Age of students: 13-14

Grade Level : intermediate.

Lesson Title: «English for Fun».

Projected Time for the Lesson: 45 min.

Aims:

- To develop students' speaking skills.
- To practice using homophones
- To teach creating limericks
- To review the rules of word- building
- To develop logical thinking, attention and memory
- To teach students to work in cooperative learning groups.

Materials Needed During the Lesson:

Root-cards, printed tasks at the stations, diplomas

Procedures:

1. Greeting.

Dear ladies and gentlemen! We are glad to see you here at our competition “English for Fun”!

Your teams will go from station to station according to your routes. Our helpers will give you marks for every task. The team that gets the highest mark will be the winner. We hope that you will enjoy our funny competition. Good luck!

2. The teams get root cards.

3. Station №1. Name parts of speech. Give an example.

1. It names a person, place, thing or idea. The two types of it are common and proper. Common ones refer to one or more of a group of common objects. They may be singular or plural, and they are not capitalized unless they are at the beginning of a sentence. Proper ones are particular names, denoting a person or thing different from the common group. It begins with a capital letter. **(Noun).**

2. It tells you something about a noun. It is used to describe or modify a noun or pronoun. There are generally two classes of it: descriptive and limiting. **(Adjective)**

3. It is use to describe or modify a verb or adjective. It can tell you how, when, or where something happens. **(Adverb).**

4. It is an action word that tells of the subject/s action, or a word that express a state of being. There are two classes of it; transitive and intransitive. **(Verb)**

5. It tells you how a noun or pronoun is related to another part of the sentence. It can tell where an object is.(**Preposition**).
6. It takes the place of a noun. (**Pronoun**)
7. It is used to express sudden or strong feeling. It usually stands along, and need not have grammatical connections with other words in a sentence. It often followed by an exclamation mark. (**Interjection**).
8. It connects two words or two parts of a sentence together.(**Conjunction**).

4. Station № 2. Word building.

Make up the new words matching the words in the first column and the suffixes or prefixes in the second one.

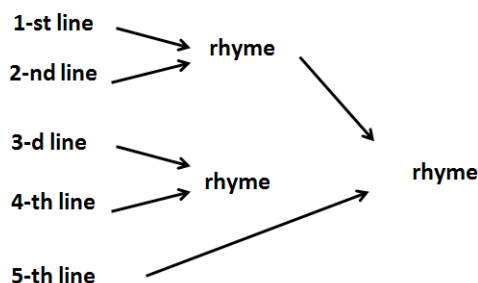
duck	ure
code	Geo-
cult	Hemi-
soft	ling
gon	Uni-
just	Mis-
sphere	er
behave	ness
port	ice
angle	Poly-
logy	De-
form	Tri-

5. Station № 3. What is a Limerick?

Edward Lear, 19th century

Edward Lear was a famous English poet. He made limericks popular in the 19th century. A limerick is a short funny poem. It has five lines. A limerick is not just a short poem. The form of a limerick is always the same. The first line rhymes with the second one. The third rhymes with the fourth one. The first and the second lines rhyme with the fifth line. Lines three and four are shorter than the other lines. A limerick usually begins with “There was a.....”.

Scheme of a Limerick



Read two poems . Which of them is a limerick?

I. There was a little girl,
and she had a little curl

Just down the middle of her forehead;

When she was good, she was very, very good,
And when she was bad she was horrid.

II. There was an old lady who said
When she found a thief under her bed,
“Get up from the floor:
You are too near the door,
You may catch a cold in your head.”

6. Station № 4. Where are the tomatoes?

Lay fruits and vegetables to display them in the stall according to the instructions below.

Apples, grapes, oranges, peaches, apricots, plums, potatoes, tomatoes, cucumbers, lettuce, cabbage, parsley.

1. No two fruits or vegetables are directly next to each other.
2. The cucumbers are on the left of the grapes.
3. Potatoes are in the bottom right corner.
4. No two fruits or vegetables are directly above or below each other.
5. The cucumbers are in the bottom row.
6. The plums are in the same column as the peaches.
7. The plums are above the cabbage.
8. The apples are between the lettuce and the parsley.
9. The potatoes are in the same column as the parsley.
10. The oranges are above the cucumbers.
11. The parsley is above the apricots.
12. The cucumbers are on the right of the peaches.

And where are the tomatoes?

7. Station № 5. Write the words.

Some words have different spellings but they sound the same. They are called **homonyms**.

See if you can write them properly.

1. В... (БЫТЬ)- б... (пчела)
2. .б... (ОКОЛО)- б... (ПОКУПАТЬ)
3. w..ther (ПОГОДА)- w...ther (ЛИ)
4. h... (СЛЫШАТЬ)- h.... (ЗДЕСЬ)
5. m...t (МЯСО)- m...t (ВСТРЕЧАТЬСЯ)
6. r... (ДОЖДЬ)- r ... (ПРАВИТЬ)
7. the... (ТАМ)- the... (ИХ)
8. wa.... (ТАЛИЯ)- wa... (ТЕРЯТЬ, ТРАТИТЬ)
9. p...ce (КУСОК)- p...ce (МИР)
10. w...ch (ВЕДЬМА)- w...ch (КОТОРЫЙ)

8. Station № 6. Match the parts of the proverbs.

1. It's no use to cry	a) and learn.
2. Still water	b) the more you want.
3. Don't count your chickens	c) without fire.
4. Out of sight,	d) spread diseases.
5. Make hay	e) and cat it.
6. Where is a will	f) there's a way.
7. Easy come	g) is the best teacher.
8. Better late	h) do as the Romans do.
9. Don't put the cart	i) is worth two in the bush.
10. All that glitters	j) is good news.
11. You can't have your cake	k) and let live.
12. Experience	l) over spilt milk.
13. When in Rome,	m) run deep.
14. A bird in the hand	n) before they are hatched.
15. No news	o) out of mind.
16. Live	p) while the sun shines.
17. Live	q) easy go.
18. The more you have,	r) than never.
19. There is no smoke	s) before the horse.
20. Coughs and sneezes	t) is not gold.

9.Evaluation. Award ceremony.


Sources:

[http://en.wikipedia.org/wiki/Limerick_\(poetry\)](http://en.wikipedia.org/wiki/Limerick_(poetry))

<http://www.newspapers.com/newspage/10309040/>

<http://rushkolnik.ru/docs/51/index-1412791-9.html>

English for fun !



Root- card

- Station #1. Parts of speech.
- Station #2. Word building.
- Station #3. What is a Limerick?
- Station #4. Where are the tomatoes?
- Station #5. Homonyms.



Station № 2. Word building.

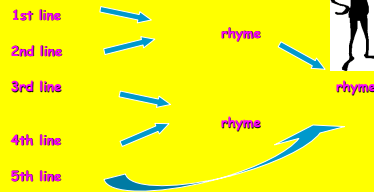
Duck
code
Cult
Soft
gon
Just
Sphere
Behave
Part
angle
logy
form



ure
Geo-
Hemi-
ling
Uni-
Mis-
-er
-ness
ice
Poly-
De-
Tri-

Station № 3. What is a Limerick?

Scheme



Station № 4. Where are the tomatoes?

Apples, grapes, oranges, peaches, apricots, plums, potatoes, tomatoes, cucumbers, lettuce, cabbage, parsley.



Station № 5. Write the words.

1. В... (бить)- в... (пчела)
2. В... (около)- в... (покупать)
3. в...ther (погода)- в...ther (ли)
4. h... (слышать)- h... (здесь)
5. m...t (мясо)- m...t (встречаться)
6. r... (дождь)- r... (править)
7. the... (там)- the... (их)
8. wa... (талия)- wa... (терять, тратить)
9. p...ce (кусок)- p...ce (мир)
10. w...ch (ведьма)- w...ch (который)



STATION № 6 MATCH THE PARTS OF THE PROVERBS

Proverbs



A proverb is a simple saying that people know and repeat.
They are sometimes borrowed from other languages and cultures.
They are often based on 'common sense' or people's experiences.
How many proverbs do you know?

